



Count on it.

GREENSMASTER[®]
WALK GREENS MOWERS



**SUPERIOR PUTTING,
STARTS WITH SUPERIOR CUTTING.**

THE NEW STANDARD IN GREENS MOWING

To meet the needs of today's challenging courses and into the future, we completely redesigned our entire Greensmaster walk mower line. Starting with acute attention to the operator – or rather operators – we made adaptable to the individual, intuitive and streamlined to operate, and most important, created a highly tuned platform that provides precise, extremely consistent cut on even the most complex greens topographies. Coupled to this design are simple and time saving maintenance features, ensuring these mowers prove their value, every day. The new Greensmasters provide the new standard in playing surfaces that exceed the demands of today, so courses can depend on them tomorrow.



INNOVATING PRECISION

Carefully designed melding of machine and operator for results that exceed expectations.



DUAL FUNCTION BAIL
Operational bail allows slowing down or a complete stop in tight turns without disengaging traction.



REEL ENGAGEMENT LEVER
Convenient, easy to reach location to engage reel from the operator position.




GAS ENGINE OR LITHIUM-ION POWER
Choose a Heavy-duty, 3.5 hp (2.6 kW) Honda® GTX 120 engine or lithium-ion battery for optimal power.





TELESCOPING HANDLE
Accommodates operators of different heights. Adjustable to 5 distinct handle positions.



DURABLE GEAR DRIVE TRANSMISSION
Provides long life and best-in-class transmission durability. Lubricated for life, no grease points.



HANDLE ISOLATION MOUNTS
Helps eliminate variations in height-of-cut caused by walking strides.



MODULAR DESIGN
Easily remove/replace the engine, transmission, drum or cutting unit.



PROVEN DPA CUTTING UNITS WITH EDGE SERIES® REELS
EdgeSeries Reels provide efficiency, long life, and superior aftercut appearance.

GREENSMASTER® 1000 SERIES



GREENSMASTER® 1000 SERIES

Toro's line of fixed-head walk-behind greensmowers have been completely re-engineered to bring each operator and greensmower into perfect harmony with one another. Multiple innovations, starting with an industry-first telescoping handle, come together to deliver unparalleled cut quality and consistent playability on each and every green. The modular design also makes the Greensmaster 1000 Series mowers easier than ever to maintain, saving significant time and money and lowering the total cost of ownership.



Greensmaster 1018



Greensmaster 1021



Greensmaster 1026



Greensmaster e1021



Multiple Grooming Options Available

» BEST-IN-CLASS FIXED HEAD CUTTING PERFORMANCE

- Proven DPA Cutting Unit technology
- EdgeSeries® Reels for improved edge retention and superior aftercut quality
- Multiple, easy to configure clip rate settings
- Standard or interlaced groomers available
- Conversion capability from greens to tee mower in minutes
- Telescoping loop handle design with combined operational and safety bail

- Rubber-mounted handle to reduce oscillation motion from walking for cutting consistency
- Operational bail allows slowing down or a complete stop in tight turns without disengaging traction
- Excellent balance for superior tracking and maneuvering
- Backlap multiple greensmowers simultaneously. No additional motors or bench tools required (optional on 1021/1026, standard on e1021 and eFlex1021)
- No greasing requirement and modular designs for labor saving maintenance



Onboard Backlapping

GREENSMASTER® FLEX™ SERIES



GREENSMASTER® FLEX™ SERIES

Toro Flex Series mowers deliver the new standard of pristine greens that top courses demand. Offering the choice of 18" (45.7 cm) or 21" (53.3 cm) width of cut, the Greensmaster Flex 1018, Flex 1021, and eFlex 1021 models include a patented Flex suspension.

This allows the cutting unit to easily follow the contours of the green – delivering a superior quality of cut. All models boast new innovative controls and design features that synchronize the operator and the machine to help eliminate operator influences on cut consistency.



Greensmaster Flex 1018



Greensmaster Flex 1021



Greensmaster eFlex® 1021




Superior Contour-Following

» BEST-IN-CLASS FLEX HEAD CUTTING PERFORMANCE

- Patented Flex Suspension with proven DPA Cutting Unit technology
- EdgeSeries® Reels for improved edge retention and superior aftercut quality
- Multiple, easy to configure clip rate settings
- Enhanced clippings capture
- Telescoping loop handle design with combined operational and safety bail

- Rubber-mounted handle to reduce oscillation motion from walking for cutting consistency
- Operational bail allows slowing down or a complete stop in tight turns without disengaging traction
- Excellent balance for superior tracking and maneuvering
- Tool-free cutting unit removal to swap out cutting units in seconds
- No greasing requirement and modular designs for labor saving maintenance



Patented and Proven Flex Suspension

GREENSMASTER® e1021 / eFLEX® 1021

Extremely quiet with no engine exhaust emissions, the all-electric Toro® Greensmaster e1021 and Greensmaster eFlex 1021 synchronize the operator and machine, in an effort to eliminate operator influence on the turf. Both models offer a 21" cutting width and are among the quietest and most efficient walk greensmowers on the market today. Harnessing the power of lithium-ion battery technology, these machines take electrical efficiency to a new level, allowing operators to mow up to 35,000 sq. ft. of turf on a single charge. Additionally, a convenient LCD indicates an ongoing battery charge status and also displays useful information such as machine hours, diagnostics, and overall battery health. These units are designed for minimal maintenance and a long, productive life saving labor and operational costs.



Greensmaster e1021 (fixed head)



Greensmaster eFlex® 1021 (flex head)



▶ CLEAN AND EFFICIENT LITHIUM-ION BATTERY POWER

- Mow up to 35,000 sq.ft. (3250 sq. meters) on a single charge
- Highly efficient, extremely quiet with no engine exhaust emissions, and virtually maintenance-free
- Flex and Fixed head lithium-ion models have identical operator controls as the engine models, making a move from one model to the other a breeze
- InfoCenter™ LCD displays ongoing battery charge status along with machine settings, diagnostic capabilities

- Balanced battery management and on-board electronics monitor the mower to automatically optimize battery life
- Excellent balance for superior tracking and easy maneuvering in turns
- Operational bail allows slowing down or a complete stop in tight turns without disengaging traction
- Standard on-board back-lapping



ALL-ELECTRIC SOLUTIONS

The dawning of a new day, and all of nature peacefully awakens the soul of the course. At Toro, we strive to offer tools that can maintain that peace while giving the same level of precision and dedication to each job, every day. With multiple electric-powered options available, any course can be maintained in harmony with the surroundings, naturally.



GREENSMASTER® ACCESSORIES

TransPro® 80/200

Toro® TransPro trailers safely and easily transport walk greens mowers to and from the mowing area. The unique design protects your mower investment and keeps adjustments intact. The TransPro 80 accommodates a single Greensmaster with a Flat Ramp or Rail Ramp Kit. For additional time and productivity gains, transport two mowers (excluding the Greensmaster 1600 and 1026) with the TransPro 200.




TransPro 200 with Flat Ramp Kit

TransPro 80 with Rail Ramp Kit

TransPro 200 with Rail Ramp Kit

Cutting Unit Options



14-Blade DPA Cutting Unit

- Designed for extremely fine greens mowing at the lowest heights of cut. Cutting Range 0.062" - 0.130" (1.6mm - 3.3mm)

11-Blade DPA Cutting Unit

- Designed for precise greens mowing at low heights of cut. Cutting Range 0.090" - 0.160" (2.3mm - 4.1mm)

8-Blade DPA Cutting Unit

- Designed for superior performance in a variety of mowing conditions

Grooming & Traction Unit Options



Universal Groomer Drive

- Groomer drive with forward, neutral and counter-rotating dial
- Quick-change twin-tipped grooming reel or brushes available



Groomer Reel

- High-strength, carbide-tipped groomer blades
- Reduces thatch and stands grass blades for a crisp, clean cut



Grooming Brush (Soft or Stiff)

- Rotating brush used to condition grass before cutting (Note: Brush collects more clippings into basket than the Groomer Reel, be careful of aggressiveness setting)



Push Broom Brush

- Conditions grass prior to cut
- Used to stand and straighten grass blades for a crisp, clean cut while reducing grain



LED Light Kit

- Improves visibility for mowing allowing operator to mow in low light conditions
- Optional mount kit available to move light mounting from the traction unit to the cutting unit.

Transport Wheels

- To transport mower from green to green or in the shop

Onboard Backlapping Option

- Backlap greensmowers simultaneously
- No additional motors or bench tools required

Battery Charger (e1021 & eFlex 1021)

SPECIFICATIONS

GREENSMASTER® SERIES WALK GREENS MOWERS				
MODEL	GREENSMASTER 1000 SERIES 1018/1021/1026	GREENSMASTER FLEX™ 1018/1021	GREENSMASTER eFLEX™ 1021	GREENSMASTER e1021
POWER SOURCE	Honda GX120 - 3.5 hp (2.6 kW) @3600 rpm, gasoline with integral lighting coil.		Lithium-Ion battery pack – nominal 50.4-Volt 26.7 A-Hr (42 – 56 volt, 1.345 kW-hr) with integrated battery management system utilizing CAN communication with the machine controller and charger. Single battery affixed to unit and charged onboard.	
FRAME	Fully modular design allows quick disassembly for service / maintenance of all major components.			
TRACTION DRUM	Dual position traction drum with positions for contour following or forward weight bias at higher heights of cut.	Tapered traction drum for improved after cut appearance.		Dual position traction drum with positions for contour following or forward weight bias at higher heights of cut.
GROUND SPEED	Mowing Speed: 2.0 mph (3.2 km/h) to 3.5 mph (5.6 km/h). Transport Speed: 5.3 mph (8.5 km/h)			
CONTROLS	Engine mounted: recoil starter, choke, fuel shutoff. Handle mounted: on/off switch, throttle lever, dual motion traction/safety bail, reel engage lever, service/park brake lever, hour meter, light switch (optional).		Start/On/Off ('ignition') switch, LCD Information Center (reports multiple parameters including hours, battery life, faults, diagnostics, backlap control, etc.) throttle, dual function traction/safety bail, reel engage lever, service/parking brake lever, light switch (optional).	
CUTTING UNIT ATTACHMENT	Detachable cutting unit allows easy removal for service/maintenance or cutting unit exchange for different applications.	Tool-free cutting unit removal for service/maintenance or cutting unit exchange for different applications.		Detachable cutting unit allows easy removal for service/maintenance or cutting unit exchange for different applications.
CUTTING UNIT OPTIONS	14-blade cutting unit (1018) 8, 11, or 14-blade cutting units (1021) 8 or 11-blade cutting units (1026)	14-blade cutting unit (1018) 11 or 14-blade cutting units (1021)	11 or 14-blade cutting units	8, 11 or 14-blade cutting units
HANDLE	Loop handle with telescoping adjustment with 5" (12.7 cm) total travel, rubber isolated to minimize operator influence during mowing.			
BRAKE	Service/parking - band type.			
HEIGHT OF CUT RANGE	For Greens: (Drum Position One) 0.062" to 0.312" (1.5 mm to 8 mm) For Tees: (Drum Position Two) 0.25" to 0.625" (6 mm to 16 mm) High Height of Cut Kit: (Drum Position Two) 1.18" (30 mm)	For Greens: (Spacer Position One) 0.062" to 0.250" (1.5 mm to 6 mm). For Tees: (Spacer Position Two) 0.125" to 0.375" (3 mm to 9 mm). High Height of Cut Kit: 0.375" to 1.00" (9 mm to 25 mm).	For Greens: (Spacer Position One) 0.062" to 0.250" (1.5 mm to 6 mm) For Tees: (Spacer Position Two) 0.125" to 0.375" (3 mm to 9 mm). High Height of Cut Kit: 0.375 to 1.00" (9 mm to 25 mm).	For Greens: (Drum Position One) 0.062" to 0.312" (1.5 mm to 8 mm) For Tees: (Drum Position Two) 0.25" to 0.625" (6 mm to 16 mm). High Height of Cut Kit: (Drum Position Two) 1.18" (30 mm).
TRANSPORT TIRES / KICKSTAND	Optional – Two, quick-detachable pneumatic tires (3.00X3.25-6). Kickstand is standard.			
WIDTH OF CUT	18" (45.7 cm) 21" (53.3 cm) 26" (66 cm)	18" (45.7 cm) 21" (53.3 cm)	21" (53.3 cm)	
MAINTENANCE	No daily greasing required. On board backlapping with optional kit (not available for 1018 or Flex 1018).		No daily greasing required. On board backlapping standard.	
WARRANTY	Two-year limited warranty. Refer to the Operator's Manual for further details.		Designed in accordance to ANSI/CE/WEEE/ROHS/C-TICK. Four-year warranty on Lithium-Ion Battery. Refer to the Operator's Manual for further details.	

*Specifications and design subject to change without notice. Products depicted in this literature are for demonstration purposes only. Actual products offered for sale may vary in use, design, required attachments and safety features. See distributor for details on all warranties.



Count on it.

LEARN MORE

CONTACT US AT: **800-803-8676**
OR VISIT US AT: **toro.com**

©2021 The Toro Company. Bloomington, MN 55420. All rights reserved.
All other trademarks are property of their respective owners. Printed in the USA.

Part Number 21-052-T

Products depicted in this literature are for demonstration purposes only. Actual products offered for sale may vary in use, design, required attachments and safety features. We reserve the right to improve our products and make changes in specifications, design and standard equipment without notice and without incurring obligation. See your distributor for details on all our warranties.

FOLLOW US!



facebook.com/toro
twitter.com/TheToroCompany
twitter.com/ToroGolf
twitter.com/ToroGrounds
youtube.com/toro
linkedin.com/company/the-toro-company

