



Count on it.

# GOLF 2020

EQUIPMENT & IRRIGATION SOLUTIONS





# Greensmaster® Walk Greens Mowers

NEW



A New Legend  
in Greens Mowing  
is Born.

EdgeSeries™ Reels



Greensmaster 1018

Greensmaster 1021

Greensmaster 1026

## Greensmaster® 1000 Series

- Telescoping Handle** – Accommodates operators of different heights, adjustable to 5 distinct positions.★
- Handle Isolation Mounts** – Helps eliminate variations in height-of-cut caused by walking strides.★
- Intuitive, Precise, Easy-to-Access Controls** – Simplifies operation and improves cutting performance & consistency.
- Dual Function Bail** – Combines safety and operational efficiency.★
- High-Low Clip Rate Lever** – Easily changes clip frequency in the field. Additional, multiple easy-to-configure clip settings allow superintendents to customize frequency of clip for any playing condition.
- Durable Gear Drive Transmission** – Provides best-in-class transmission life expectancy.
- Proven – Now Detachable - DPA Cutting Units** – Easily switch between an 8, 11 or 14-blade **EdgeSeries™** Reel options.★
- Modular Sub-Assembly Design** – Makes service and repairs simple and quick.
- Swing-Axle Green to Tee Mower Conversion** – Quickly convert from a Greens to a Tee mower.★
- Backlapping Option** – Onboard backlapping of each greensmower, no additional motors or bench tools required.\*★

★ PATENT-PENDING \*Optional backlapping feature available on 1021 & 1026 models only.

[toro.com/GR1000Series](http://toro.com/GR1000Series)

NEW



Greensmaster Flex™ 1018

Greensmaster Flex™ 1021

Greensmaster eFlex™ 1021

## Greensmaster® Flex™ Series


### Greensmaster® Flex™

- Superior Cutting Performance** – Patented Flex Technology and proven DPA cutting units provide superior ground following, precise mowing at lower heights of cut, and superior adjustment retention.
- Telescoping Handle** – Accommodates operators of different heights, adjustable to 5 distinct positions.★
- Handle Isolation Mounts** – Helps eliminate variations in height-of-cut caused by walking strides.★
- Intuitive, Precise, Easy-to-Access Controls** – Simplifies operation and improves cutting performance & consistency.
- Dual Function Bail** – Combines safety and operational efficiency.★
- Power & Performance** – A proven 3.5 hp (2.6 kW) Honda® engine is easy to start and has ample torque for consistent performance.
- High-Low Clip Rate Lever** – Easily changes clip frequency in the field. Additional, multiple easy-to-configure clip settings allow superintendents to customize frequency of clip for any playing condition.
- Durable Gear Drive Transmission** – Provides best-in-class transmission life expectancy.
- Versatility - Tool-Free Quick Change Cutting Units** – Easily switch between 11 or 14-blade **EdgeSeries™** Reel options.
- Modular Sub-Assembly Design** – Makes service and repairs simple and quick.

EdgeSeries® Reels

### Greensmaster® eFlex®

- Cutting Performance** – Identical cutting performance to the Flex engine models.
- Lithium Ion Battery Technology** – Proven Samsung® battery performance.
- Extremely Quiet With Zero Exhaust Emissions** – Minimal noise and no exhaust emissions to reduce your impact on the environment and your golfing community.
- Onboard Backlapping** – Backlapping without additional motors or bench tools required.



TransPro 100

TransPro 80



# Greensmaster® Riding Greens Mowers

**NEW**

## Greensmaster® eTriFlex™ Series

**All-Electric Traction, Steering, Lift & Reel Control** – No onboard hydraulic fluid.

### eTriFlex Models:

**Engine/Generator Model**, 14 hp (10.4 kW) twin-cylinder Kawasaki® with Battery Assist Technology and up to 20% fuel savings. Constant 2,400 rpm and shrouded engine for amazingly quiet operation.

**Lithium-Ion Battery Model**, 48-Volt Samsung® with virtually silent operation.

### Advanced Cutting Performance

**Clip Rate** – Maintains consistent cutting unit clip rate in turns on each individual reel.

**Wheel Speed Control** – Individual wheel speed control during turns for reduced wheel scrubbing.

**Lift-In-Turn** – feature that provides a level cut from side to side, particularly in turns.

**Double A-Arm™** – plus Link-System Suspension for superior contour-following.

**Industry-Leading Flex™ Technology** – and DPA cutting units for easy adjustment and precision.

**Lift-In-Turn Feature Combined with RDS** – provide a consistent cleanup cut.

**Enhanced Clippings Capture System** – for improved turf health.

**Lift & Reel Control** – automatically produces an even cut line across all reels when raising or lowering cutting units.

### Highly Productive and Versatile

**Ample Power** – for a wide range of applications both on and off the greens.\*

**Productivity** – robust 10 mph (16.1 km/h) transport speed with built-in “Slow-in-Turn” feature.

**Auto-Brake** – engages on operator dismount.

**Foot-Operated Service and Parking Brake**

### Innovative Maintenance Enhancements

**InfoCenter™** – with protected settings, controls and advanced diagnostics.

**Tool-Free, Quick-Change** cutting units.


**Lift-Gate Footrest** – for easy access to the center cutting unit.

**Large, Balloon-Style Tires** – that are gentle on turf.

\*Verticutting with the Engine/Generator model only.



### Radius Dependent Speed (RDS) System for Optimal Perimeter Cut



**Clip Rate:** Maintains consistent cutting unit clip rate in turns on each individual reel

**Lift-In-Turn:** Feature that provides a level cut from side to side, particularly in turns

**Wheel Speed Control:** Individual wheel speed control during turns for reduced wheel scrubbing



# Greensmaster® Riding Greens Mowers

## Greensmaster® TriFlex® Series

### Greensmaster TriFlex

**Unparalleled Cutting Performance** – Double A-Arm™ Suspension and Flex Technology allow cutting units to closely follow turf delivering the productivity of a rider with the precision of a walker.

**Highly Productive and Versatile** – Tool-Free, Quick-Change cutting units remove in minutes making it easy to swap cutting units with attachments for the ultimate in versatility and productivity.

**Lift-In-Turn™** – Maintains a consistent, level cut on the clean-up pass.

**More Power and Performance** – 21 hp (15.6 kW) Vanguard® Twin gasoline engine and 24.8 hp (18.5 kW) Kubota® diesel engine have ample power for any application.

**Light Footprint** – Large, turf-friendly tires distribute weight evenly across the machine's tire footprint to minimize tire marking.

**Easy to Service** – Maintenance enhancements such as the Tool-Free, Quick-Change cutting units, no daily grease points and Lift-Gate Footrest save technicians time.

### Greensmaster TriFlex Hybrid

**Cutting Performance** – Identical cutting performance and operator controls as the TriFlex hydraulic models.

**Highly Efficient Electrical Components** – Custom-designed components are highly durable and provide ample power for any mowing application or verticutting, on or off the green.

**On-Board Energy Storage** – Provides additional power during peak demands.

**EnergySmart®** – Features that save time and energy, and enhance productivity and turf health combined make the TriFlex Hybrid the first product to earn the EnergySmart label from Toro.



Greensmaster 3150-Q



Greensmaster 3250-D

## Greensmaster® 3150-Q/3250-D

**Legendary Quality of Cut** – Known for excellence in quality of cut and reliability.

**Proven Performance** – Dependable and reliable performance for any mowing task on or around the green.

**More Power** – The 3250-D is equipped with a 24.8 hp (18.5 kW) Kubota® diesel engine for superior performance and power.



Greensmaster  
3300 TriFlex



Greensmaster  
3400 TriFlex



Greensmaster  
3420 TriFlex Hybrid



Greensmaster  
3320 TriFlex Hybrid



# Trim & Surrounds Mowers

## Toro® Trim & Surrounds Mowers

When you need a reel trim mower whose cutting quality and versatility is second to none, the Toro® Reelmaster® 3100-D is the clear choice. Sidewinder® technology allows the cutting units to shift side-to-side, on the fly. It's perfect for mowing around greens and bunkers where precision control is a must. Add the legendary Toro cutting units and triplex configuration, and the 3100-D is the best reel trim mower on the market.



## Reelmaster® 3100-D Sidewinder®

The Reelmaster 3100-D is a unique triplex mower designed for superior performance on the golf course. The optional Sidewinder® cutting units can be shifted right and left, on the fly, for increased reel overhang and less turf wear-and-tear.

EdgeSeries™ Reels



NEW

## Groundsmaster® 3200/3300

The Groundsmaster 3200/3300 delivers unparalleled productivity. Featuring a powerful 37.4 HP (27.9 kW) or 24.7 HP (18.4 kW) engine, CrossTrax® all-wheel drive and legendary Groundsmaster decks, the Groundsmaster 3200/3300 makes quick work in even the toughest terrain while delivering an exceptional quality of cut.



## Groundsmaster® 3500-D Sidewinder®

The Groundsmaster 3500-D, with Toro's innovative Sidewinder® cutting system, shifts the Contour Plus™ cutting units from side-to-side to cut hard-to-reach turf. The 3500-D features a 68-inch (173 cm) width of cut and full time 3-wheel drive provides superior operator control.

NEW

## ProLine® H800

The Toro ProLine H800 direct collect rotary mower with high-lift dump mechanism was engineered for unmatched collection performance. Featuring a powerful Yanmar® 24.7 hp (18.4 kW) diesel engine; fast groundspeed up to 9.3 mph (15km/h); our innovative Smart Airflow direct collection design; and 77" (1.95 m) high-lift system that dumps clippings directly into truck beds or trailers, the ProLine H800 can mow, collect and dispose of up to 3 acres (12,000 m<sup>2</sup>) of material per hour!



## Groundsmaster® 360 Quad-Steer™

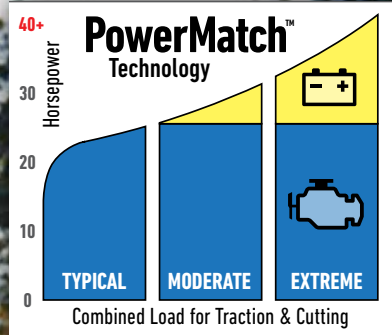
The Groundsmaster 360 maneuvers in close around trees and fences, so there's less trimming to do later. Fast, efficient and versatile, it features multiple deck options from 60-100 inches (1.52-2.54m) – ideal for secondary roughs, trimming around trees and clubhouse lawns. Need to cut back native grasses? Simply adjust the height of cut from 1 to 6 inches (2.5-15.2 cm) to fit your needs.



# Reelmaster® Fairway Mowers

## Reelmaster® 5010-H

The Reelmaster 5010-H gives you the power and performance you want with the fuel efficiency and reliability you need. Through its exclusive **PowerMatch™** system, the Reelmaster 5010-H utilizes the power of a diesel engine in combination with a battery pack to supply over 40 hp (29.8 kW), but only when conditions require. Electric motors on the cutting units, which feature low-friction seals and bearings, improve performance and reduce power requirements. The result is increased fuel efficiency, quieter operation, significantly fewer hydraulics and an unmatched quality-of-cut with **EdgeSeries™** reels.



**Exclusive Hybrid Drive System** – PowerMatch technology enables the Reelmaster 5010-H to seamlessly match the power generated to the power required for traction and cutting based on the mowing conditions.



EdgeSeries™ Reels

[toro.com/RM5010H](http://toro.com/RM5010H)

## Reelmaster® 3550-D

The Toro® Reelmaster® 3550-D floats effortlessly over contours in fairways and green surrounds. With a productive 82" (2.1m) cutting width, our new **EdgeSeries™** reels, turf-friendly tires, the superior traction of a Series/Parallel 3-wheel drive system, and a weight of less than 2,000 lbs. (907 kg), the Reelmaster 3550-D is engineered to make a big impression...without leaving one.

## Reelmaster® 3555-D/3575-D

The Reelmaster 3555-D and 3575-D fairway mowers are 20% lighter and much more compact than traditional fairway mowers from Toro and others. The lighter weight combined with a highly productive 100-inch (2.54m) cutting width, the improved maneuverability of a 3-wheel drive compact chassis design, **EdgeSeries™** reels and several other key features – take this fairway mower into a class of its own.



Reelmaster® 5410/5510/5610

## Reelmaster® 5010 Series

Unrivaled productivity with a 100-inch (2.54m) cutting width, superior after-cut appearance, **EdgeSeries™** reels, and simplified maintenance. Discover these and any of the hundreds of other reasons why the top golf courses in the world choose the Reelmaster 5010 series for picture perfect fairways and unmatched value.

## Reelmaster® 7000-D

The Reelmaster® 7000-D is a multi-use, heavy-duty reel mower designed for productivity and performance in the most extreme conditions. This mower has it all – power, productivity of a maximum 126-inch (3.2m) cutting width and provides a superior aftercut appearance. By the way, it's also an overseeding beast!



Reelmaster® 3575-D

## EdgeSeries® Reels

Toro EdgeSeries reels represent the next generation of cutting quality and durability with enhanced edge retention. In addition to new reel materials, the **EdgeSeries** incorporates new reel geometry and changes in the manufacturing process that result in a more consistent aftercut appearance.

[toro.com/edgeseries](http://toro.com/edgeseries)



Reelmaster® 7000-D



**NEW**



## Groundsmaster 1200

The Groundsmaster 1200 delivers an unparalleled combination of productivity, durability and superior cut. It features a 12-foot (3.7 meter) width of cut and can mow up to 9.8 acres (4 hectares)\* per hour. Remaining true to Groundsmaster's unmatched reputation of durability, the 1200 was designed for years of reliable mowing. Its spindles are the same as Toro's large rotaries and capable of withstanding the roughest conditions. The 1200 delivers an evenly-cut, professionally-striped look to large open spaces.

## Groundsmaster® Contour Family

Since 1973, Toro Groundsmasters have been proven on the world's top golf courses, delivering consistent, clean cuts and breathtaking roughs. But we're not satisfied. That's why Groundsmasters are engineered with innovations like Sidewinder® cutting units for precise trimming, CrossTrax® all-wheel drive for superior traction, and SmartCool™ for unsurpassed cooling performance. No matter which Groundsmaster you choose, you'll get the legendary performance that makes this an unbeatable value.



Productivity per hour dependent on operator and turf conditions. Assume 85% efficiency for turns and overlap.



## Simply Superior.

### More Comfort. More Power. More Versatility. More Control.

The Workman GTX is a work vehicle that boasts an unequalled combination of comfort, power, utility and control, making it simply superior to the competition. Its increased power, improved steering and exclusive suspension and braking systems make the Workman GTX the most versatile, practical and comfortable utility vehicle in its class. With its narrow 47.1" (119.6 cm) width, gas or electric power, and hundreds of configurable options, attachments and seating choices, running to different jobs around the course has never been so productive. So whether you are setting cups, checking on irrigation, or moving people or materials, the Workman GTX has the power and versatility to get the job done right.



Visit [toro.com](http://toro.com) or call your local distributor for a full list of available accessories and attachments.

### Features:

- **Versatility** – The Workman GTX is adaptable to almost any task. Two, four or six-seat configurations come with bench or bucket seats. Front and rear attachment points for garbage cans, hose reels or walk spreaders free up the bed for more hauling capacity. Steel 4 and 6-foot (1.2 m & 1.8 m) flat beds are also available.
- **Power** – Whether you choose the 429 cc EFI gasoline, 48-volt AC, or Lithium-Ion powered electric Workman GTX, power and performance come standard. An improved power to weight ratio boosts payload capacity and productivity.
- **Control** – An automotive-grade rack and pinion steering system provides more control and lowers steering effort, while operating loaded or empty. The Workman GTX also features class-exclusive hydraulic disc brakes. Minimal maintenance, no cable adjustment and less pedal force than mechanical cable brakes affords the Workman GTX reliable and consistent stopping power.
- **Suspension** – Coil-over shocks on all four tires deliver greater suspension travel and adjustability resulting in a smoother ride and minimized operator fatigue. It is also the only vehicle in its class to feature a split frame to further increase ride comfort.
- **Durability** – Virtually unbreakable composite exterior components and a powder coated frame and underbody give the Workman GTX superior durability. Run it hard, day after day.



4-Seat with Canopy



2-Seat with Flat Bed



2-Seat with Cab





**NEW**

## Workman GTX Lithium-Ion Lifted & GTX EFI Lifted

The new Workman GTX EFI and Workman GTX Lithium Lifted models each provide new features while maintaining the comfort, control, power, versatility, and ease of maintenance that sets the GTX apart.

**Increased Ground Clearance** – Improve your ride over uneven and rough terrain while also avoiding debris with an additional 3" (7.6 cm) of ground clearance.

**Turf Friendly Tires** – Protect your turf and ride in style with 22" (55.9 cm) turf tires and modern 12" (30.5cm) aluminum wheels.



**Increased Ground Clearance**



## GTX Lithium-Ion Power

**Cargo Capacity** – At 800lbs (363.8 kg), the GTX Lithium provides you with the largest cargo capacity of any lithium-ion vehicle in its class.

**Maintenance-Free** – Lithium-Ion packs require no maintenance which lets you to spend less time checking batteries and more time checking tasks off your to-do list.

**Extended Battery Life** – Lithium-Ion battery packs give you the power for long days and reduced charging time for short nights.

**Onboard Charger** – No need to keep track of your charger, it is onboard and ready to be connected to any standard power outlet anytime, anywhere.

**Reduced Weight** – The GTX Lithium is 26% lighter than a traditional electric vehicle, making it nimble while still packing plenty of all-day power.





# Workman® MDX & HD Utility Vehicles



Visit [toro.com](http://toro.com) or call your local distributor for a full list of available accessories and attachments.

## Workman® HD Series

Get more work done with the versatile Workman HD series utility vehicles. Industry-leading towing capacity of 3500 lbs. allows you to safely tow a ProPass 200 top dresser full of sand. Four-wheel hydraulic brakes and payload of up to 3,300 lbs. (1497 kg) enables you to heap it full of sand, sod or dirt without hesitation.

The DeDion rear axle with I-beam isolates and protects transmission, engine and main frame from heavy loads. Independent, double A-frame front suspension provides exceptional ride quality and comfort and the independent suspension absorbs rough terrain – not the operator.

### Model Options:

- HD – Two-wheel drive, Kohler® 674cc air-cooled
- HDX – Two-wheel or four-wheel drive Kubota® 962cc liquid-cooled EFI
- HDX-D – Two-wheel or four-wheel drive Kubota® 898cc liquid-cooled diesel



## Workman® MDX Series

Superior ride quality is achieved through independent front suspension, coil over shocks, and an extended cab design. The active in frame Twister™ joint improves traction and stability while minimizing turf damage. Combine all of these features including a payload of up to 1,650 lbs. (750 kg) and four-wheel hydraulic brakes letting you to get more done safely in less time with less fatigue.

### Model Options:

- MDX – Briggs & Stratton® 480cc
- MDX-D – Kubota® 600cc

Visit [toro.com](http://toro.com) or call your local distributor for a full list of available accessories and attachments.

 [toro.com/workman](http://toro.com/workman)



# Outcross® 9060

## Outcross 9060

The Outcross 9060 is an invaluable tool in the long-standing battle Turf Managers face to “do more with less.” This machine is a time-saving, easy-to-use, multi-purpose, turf-friendly workhorse that brings year-round flexibility, consistency and productivity to turf maintenance operations. Get ready to do more. The Outcross is the first machine of its kind to be purpose built for the management of fine turf.

Its balanced design, four-wheel steer, and four-wheel drive make it extremely gentle on turf. Keep busy year-round by utilizing Outcross’s 3-point hitch, drawbar, or front loader. Mow grass, spread fertilizer, load sand, haul a pallet of sod, aerate, topdress, remove snow and ice, blow leaves, prune roots, spread seed, tow a trailer, sweep a path, chip wood, and much, much more. Intuitive automotive-style controls and one-time parameter setup keeps operations simple and efficient.

 [toro.com/outcross](http://toro.com/outcross)

Visit [toro.com](http://toro.com) or call your local distributor for a full list of available accessories and attachments.



All-Season Cab with Loader



Standard Bed

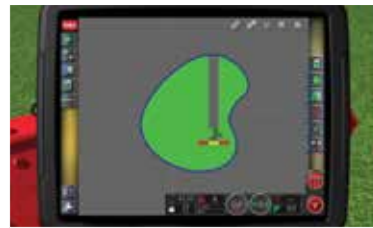


Optional Cargo Bed



## Multi Pro® 5800 with GeoLink® Precision Spray System

GeoLink is the industry's only turf-based precision spray system. Turf professionals will benefit from substantial chemical savings thanks to individual nozzle control and sub-inch accuracy. Reporting is simple with GeoLink; application rates, coverage maps, area and volume data are easily downloaded for thorough record keeping. The weatherproof touchscreen is rugged enough to withstand challenging conditions and makes application programming easy and straightforward.



**Easy-to-Use Touchscreen** – A large, weatherproof touch screen shows the machine's location and allows the operator to create and choose spray jobs containing multiple spray zones.

## Multi Pro Accessories

- NEW** • **GeoLink® AS™**, Toro's exclusive autosteer system for the Multi Pro 5800 with GeoLink, delivers maximum productivity and optimal coverage by automatically steering the machine, ensuring full boom utilization and efficient spray application.
- **ExcelaRate™ Rate Control System** makes achieving precise application rates simple and repeatable. Step-by-step calibration and memory of your two most commonly used rates saves time and increases accuracy. Developed by Toro exclusively for turf and standard on all Multi Pro 5800 machines!

- NEW** • **NozzAlert™ Nozzle Flow Monitoring System** brings peace of mind to spray applications by alerting the operator to nozzle flow disparities caused by totally or partially blocked, broken, missing, or worn nozzles. From the comfort of the operators seat, a simple display gives visual and optional audible alerts when flow disparities are detected, allowing the operator the opportunity to correct before mis-application and resulting turf damage.

- **Cleanload™ Educator** is an on-board mixing station for safely loading any product without the need to first mix a slurry.
  - **Fresh Water Rinse Kit** simplifies and automates the triple-rinse process, saving hours upon hours of clean-up time.
  - **Covered Boom Shroud** mounts to existing boom and minimizes spray drift in breezy conditions.
  - **Ultra Sonic Boom Kit** automatically maintains optimal boom height in undulating turf conditions.
- Also Available:** Enclosed Cab, Sunshade Canopy, Electric Hose Reel, Pro Foam Marking Kit, Rear Work Light Kit and Single Spray Nozzle Kit.

## Multi Pro® 1750 with GeoLink™

Earning the market leader position in turf vehicle sprayers comes from listening to what your customers truly want in a sprayer. Toro's 175-gallon (662 liter) dedicated sprayer is the culmination of hundreds of hours of insightful customer input. This proven sprayer uses an advanced spray system design, combined with cutting-edge sprayer controls and productive vehicle features to create the most advanced, efficient and accurate 175-gallon (662 liter) sprayer on the market. From aggressive agitation, faster response, consistent and accurate application rates, and intuitive rate set up, this sprayer has it all.



## Multi Pro® WM

The Multi Pro WM advanced spray system for Toro's Workman® HD or the HDX utility vehicle leverages the reliable system design found on the Multi Pro 5800 and Multi Pro 1750, and offers flexibility not found with dedicated spray vehicles. Considerable effort went into making the Multi Pro WM easy to install and easy to remove, allowing users to convert their spray vehicle to a topdresser vehicle for example, or simply back to a utility vehicle with a bed. All of the same popular attachments found on the dedicated sprayers are also available for this 200-gallon (757 liter) bed-mounted sprayer.



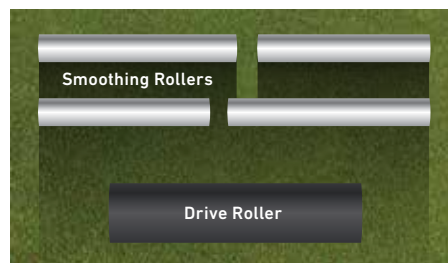


## GreensPro 1260

The GreensPro 1260 delivers exceptionally smooth and fast greens with a superior operator platform. The split, contour following smoothing rollers perfectly follow undulations delivering exceptionally smooth putting surfaces. The operator platform is fully adjustable for unmatched comfort and operator safety. The new transport system featuring a QuickLatch coupler will make transporting from green to green unbelievably quick and simple.



- Direct drive traction roller design dramatically reduces maintenance with improved reliability
- Offset smoothing rollers deliver unmatched roll consistency and will not leave a ribbon of unrolled turf
- Fully adjustable operator platform offers comfort and safety
- Independent, articulating smoothing heads follow undulations, preserving natural contours
- Remarkably light tongue weight makes mounting and dismounting easier than ever
- Industry-leading roll-to-transport conversion can easily be done regardless of operator size



Offset smoothing roller design for uniform greens appearance and playability

## HoverPro® Series

The Toro HoverPro is perfect for maintaining turf on steep slopes, tight undulations, areas near water or bunker lips. A light footprint makes the HoverPro easy to operate while its rugged design ensures years of quality performance.



HoverPro 400

HoverPro 450

HoverPro 550

### Cutting Systems



Nylon Wire – (HoverPro 400)



Steel Cutting Blade – (HoverPro 450 & 550)

## ProStripe® 560

The ProStripe 560 combines exceptional turf striping with the simplicity of a walk power mower. It is the ideal mower for striping smaller turf areas and can easily maneuver into tight locations.



The split rear-roller with integrated differential enables tight turns with minimal risk of turf damage.





# Sand Pro® Bunker Rakes

## Sand Pro® 2040Z

The Sand Pro 2040Z mechanical rake is unlike anything else in the marketplace; a zero-turn mechanical groomer delivering unmatched maneuverability and productivity. This unique machine is a daily use bunker rake that will reduce golf course's labor costs for both mechanical and hand raking of bunkers. The "flex" raking system with the patent-pending "lift-in-turn" feature enables an operator to turn tightly in bunkers without leaving unraked teardrops or tire marks. The nimble Sand Pro 2040Z will save you valuable time in your workday, improving bunker playability and consistency.



Visit [toro.com](http://toro.com) or call your local distributor for a full list of available accessories and attachments.



Sand Pro® 3040/5040



Sand Pro® 2040Z

## Sand Pro® 3040/5040

It's time to demand more from your bunker rake. With the exclusive Quick Attach System™ (QAS) offering tool-free, quick attachment change outs and over 25 valuable attachments, the Sand Pro 3040 and 5040 are versatile utility vehicles with as many uses outside the bunker as in it. The Sand Pro 5040's optional front QAS provides added flexibility and exclusive steerable front attachments for surgical precision. The Toro Sand Pro keeps bunkers in tournament condition every day.

The **QAS Flex Tooth Rake** offers productivity and performance advantages to your daily grooming. This Sand Pro attachment features a flexible rubber groomer delivering an exceptional groom while being gentle on turf and bunker liners.

# ProCore® Aeration Solutions

## ProCore® 648

The Toro ProCore 648 aerator, with its efficient 48" (122 cm) aeration swath, delivers maximum productivity and exceptional aeration. From the innovative wheel placement within the aeration path to the TrueCORE™ ground-following system that maintains consistent aeration depth, the ProCore 648 sets the standard in greens aeration. The six precision-balanced coring heads make aerating remarkably smooth. Efficient, productive and innovative - that's what makes the ProCore 648 the superior choice.




ProCore® 648

## ProCore® SR Series deep tine aerators

ProCore SR Series deep-tine aerators alleviate subsurface soil compaction, helping to create an environment for turf to thrive. These durable and time-tested products are capable of withstanding the most extreme aeration conditions. From lightweight, precision machines to robust, heavy-duty machines to break up soil on even the most compact surfaces, the ProCore SR Series deep-tine aerators are the ultimate choice for performance and quality.



ProCore® SR72



ProCore® SR54-S

(Single and dual roller options available on SR54 and SR70)

## ProCore® 864 & 1298

The same ground-breaking technology that allowed the ProCore 648 to revolutionize greens aeration is available for large-area applications. The precision-balanced coring heads run smoothly, even in the raised position with the PTO engaged. This will save you valuable time in turn-arounds and avoiding ground obstacles. The ProCore 864 (64"/163 cm) and ProCore 1298 (98"/249 cm) deliver exceptional aeration and productivity in an easy to use, robust design.



ProCore® 864



ProCore® 1298



# Debris Equipment

## Pro Force®

The Pro Force delivers impressive air power for fast removal of grass clippings, leaves, divots, aeration cores and other debris from your golf course. A newly redesigned hand-held wireless remote control makes it incredibly easy to use. Rotate the nozzle 360 degrees in either direction, adjust the engine speed up or down, and start and stop the engine with the remote control.



## Pro Force debris blower for Groundsmaster® 360 Quad-Steer™ 4WD

Compact vertical design delivers unmatched maneuverability. Hydraulic chute control with 245° nozzle rotation improves directionality of nozzle with 90° angle to ground and allows operator to quickly change air flow direction which improves efficiency. Quickly mounts with Toro's Quick Attach System and is PTO-driven for outstanding power and performance. The Pro Force blower increases mower productivity through multi-season versatility.



Vertical mount – attaches to Groundsmaster® 360 4WD front QAS system – increasing versatility

## Pro Sweep®

The Pro Sweep is the fastest way to get your course back in play after aeration. A handheld controller allows the operator to wirelessly control sweeping and dumping of the unit combined with the ability to move the sweeper from tow to offset position without leaving the tow vehicle driver's seat.



## Rake-O-Vac®

The Rake-O-Vac delivers a clean sweeping environment due to the airflow system that directs the dust downward at ground level. A flex tip reel gently lifts wet or dry debris with an optional broom that works well for sweeping Bermuda grass during scalping operations.



# Topdressing & Material Handling

## ProPass™ 200

Healthy turf starts with consistent topdressing. Now it's easy to achieve your desired spread time after time with the ProPass 200. The ProPass 200 ensures a consistent spread pattern, from light to heavy, every time with a patented color-coded "drop zone" adjustment system. Just slide the twin spinner assembly into place and you can be sure your turf is getting the optimum treatment. The precisely defined spread area makes it easy to match edge line to edge line with each pass.



## MH-400 Material Handler

Get ready to take productivity to new levels with the Toro MH-400. This proven workhorse excels at a wide range of tough jobs, from transporting materials to cleanup, construction, daily maintenance, and large area topdressing. If no optional accessories are installed, the MH-400 is the ultimate work trailer. But you can quickly and easily transform it with a swivel conveyor, or the twin spinner attachment which turns the MH-400 into a large area topdresser.



ProPass 200 tow model



ProPass 200 bed model



MH-400 material handler





**CONNECT. MANAGE. MAINTAIN. SIMPLIFY.**



**CONNECT.** Capture, combine and access Equipment & Irrigation information on a mobile-enabled, real-time, Web-based platform. Track utilization data through internet-connectivity of Toro or non-Toro equipment.




**MANAGE.** Customizable tools deliver interactive alerts, automated/proactive notifications, labor management and expense tracking, and instant access to mission-critical service documentation and operational reports.



**MAINTAIN.** Order parts, schedule service activities and routine maintenance tasks, track inventory, monitor fleet health and labor expenses or generate reports that demonstrate operational excellence, 24/7.



**SIMPLIFY.** There's no other tool like it for Turf Professionals! myTurf Pro was designed to make your difficult job easier. It puts the optimization, efficiency and effectiveness of your operation at your fingertips.



myTurf® Pro is a powerful, easy-to-use software application that tracks and manages all your assets, regardless of brand. Real-time data helps you improve staff efficiency, lengthen the life of your equipment and reduce overall maintenance costs across your entire golf course.

To Learn More:



[toro.com/myturfpro](http://toro.com/myturfpro)

**Toro Protection Plus™**

**Run Your Maintenance Budget at Peak Efficiency.**

**Extended Coverage**

- **Peace of Mind** – Comprehensive or Drivetrain only plans for up to 5 years or 5,000 hours
- **Seamless Protection** – Coverage begins at expiration of the Toro Standard Warranty
- **Dependable Repairs** – Repairs by certified Toro technicians using only Toro Genuine Parts

**Budget Security**

- **Zero Deductible** – 100% coverage of parts and labor + transportation benefit
- **Minimized Risk** – Provides a known cost for unpredictable breakdown repairs
- **Maximized Control** – Plans can be purchased anytime within the standard warranty



For more information: Contact your Toro Distributor, visit [toro.com/tpp](http://toro.com/tpp), or register at [toro.com/protection](http://toro.com/protection)



**Genuine Toro Quality**

- **Parts Availability** – Most local distributors deliver parts within 1-2 days. Toro backs this promise with 48-hour delivery support option.
- **OEM Quality** – Toro genuine service parts are the same parts used on the original piece of equipment, ensuring maximum performance with less downtime.
- **Unparalleled Customer Service** – Count on dedicated support for your Toro parts needs.
- **Peace of Mind** – With Toro genuine parts, you get the right part with the correct specifications. There's no need to wonder if the part will work.



**Toro® Titan® Tines Catalog**

- Over 150 tines in a wide variety of styles and sizes, providing multiple aeration choices
- Coring and solid tines in standard and deep lengths to meet your exact aeration requirements
- Organized by aerator and mount size for easy selection



**Toro® Performance Parts**

- Competitive pricing on parts you use everyday
- Full-line of filter MVP Maintenance kits
- Quick and easy to use reference guide:
  - Filters, belts, bearings, tires, starters and alternators



To best protect your investment and maintain optimal performance of your turf equipment, count on Toro Genuine Parts. When it comes to reliability, Toro delivers replacement parts designed to the exact engineering specifications of our equipment. For peace of mind, insist on Toro Genuine Parts.



 More information & demo video on [www.toro.com/lynx](http://www.toro.com/lynx)

## BETTER INFORMATION FOR BETTER CONTROL

The Toro® Lynx® Central Control System was developed specifically to help you address the unique challenges and changing priorities you face every day. With Lynx, you can now have all of your essential irrigation information readily available in one place, conveniently combined into a single, intuitive interface.

### WHAT CUSTOMERS ARE SAYING ABOUT LYNX

*"I really didn't think Lynx could really be much better, but I was wrong. It has been great."*



#### Easy to **Set Up**

*"It's very easy to learn and we receive lots of support if needed."*

*"Easy to use and train others to use successfully easier to dial in programs."*

*"We went from a system where gaining information was like getting blood from a stone to Lynx where information and monitoring is as good as I have seen."*

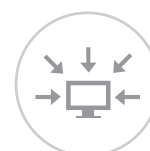


#### Easy to **Use**

*"Best and simplest system available."*

*"The software is easy to use and the irrigation heads are the best available."*

*"Lynx makes my job easier on a daily basis."*



#### Easy to **Access**

*"Lynx is very easy to use from mobile apps without the use of a handheld radio."*

*"Everything is where it is supposed to be and easily accessible."*

*"It is easy, reliable, great support and easy to access remotely."*



#### Superior **Support**

*"NSN makes life easy when you have problems."*

*"From our distributor to NSN and Riverside. People are what make it work."*

*"The support is unlike any other company."*

*"The product support is leading the industry."*

Lynx® Central Control enables the integration of other critical systems to manage your irrigation system with unparalleled performance, unmatched efficiency and the most comprehensive data access in the industry.

#### TURF GUARD® WIRELESS MOISTURE SENSOR

- View current conditions and historic trends
- Achieve, fully-informed, data-based irrigation decisions

#### PUMP STATIONS

- Obtain current status, alarm monitoring and notification
- Maximize wire to water efficiency
- Reduce energy costs
- Works with: Flowtronex, Watertronics, Motor Controls or Grundfos

#### WEATHER STATIONS

- Use the weather data for irrigation scheduling
- Monitor and respond to rain fall by adjusting runtimes or suspending irrigation
- Works with: Campbell Scientific or Spectrum Technologies

#### FLOW SENSORS

- Monitor flow against Lynx scheduling to better detect pipe leaks
- Fine-tune sprinkler performance data to manage water utilization
- Works with: Toro, Bermad or Data Industrial

#### ENHANCED CLOUD-BASED FEATURES

- Automatic back-up protection
- Instant assistance and support
- Mobile control anywhere, anytime
- Effortless access and custom control options





### Lynx Mobile Apps

Lynx Mobile Apps enable you to control your irrigation system from your smart phone or tablet. Available for both iPhone\*\* and Android\*\* devices, Lynx Mobile Apps offer map and numeric based interfaces for manual irrigation, as well as an easy way to enter or edit LSM addresses.

\* iPhone and the Apple logo are registered trademarks of Apple, Inc. in the U.S. and other countries.

\*\* Android and the Android logo are trademarks or registered trademarks of Google Inc.





# TORO FIELD CONTROLS

Innovative, Flexible and Best-in-Class Field Control Options

## LYNX Smart Satellite Control

Provides distributed control and added security via intelligent field controllers with an intuitive user interface

- ✓ Station Based Flow Management helps reduce water window and optimize pump operation
- ✓ Current Sensing provides protection by monitoring each station output for proper amperage draw
- ✓ Stores and runs a fully flow-managed irrigation schedule in the event the central computer is offline
- ✓ Stand-alone capabilities enable you to conduct manual irrigation directly from the satellite faceplate
- ✓ Station runtimes are executed to the second to provide precise irrigation
- ✓ 2-way wired or wireless communication options enable flexible system design and installation

## LYNX Smart Module

Provides direct control via intelligent modules installed inside or near each sprinkler

- ✓ All system components are below ground, which helps maintain course aesthetics
- ✓ Lowest cost system option due to reduced amount of wire
- ✓ Continuous 2-way communication and automated diagnostics ensure system integrity
- ✓ Best-in-class broadband lightning protection
- ✓ System can be expanded easily by adding modules to the wire path
- ✓ Lynx Smart Hub provides additional features and benefits



Toro INFINITY® and FLEX800® Series sprinklers can be ordered with integrated LSM modules



Custom pedestal color options help satellites blend into their natural surroundings

## LYNX Smart Hub

Lynx Smart Hub is a new type of field controller that adds security, programmability and sensing to the benefits and simplicity of a 2-wire system.

- ✓ Irrigation system can be segmented into manageable areas for simplified maintenance
- ✓ Provides for in-field manual operation or troubleshooting
- ✓ Stores and runs a fully flow-managed irrigation schedule in the event the central computer is offline
- ✓ Creates a convenient point of connection for soil, flow and status sensors



More information on [www.toro.com/golf](http://www.toro.com/golf)

The Lynx® Central Control System integrates seamlessly with Toro's Field Control options, enabling you to have the complete information needed to support your irrigation decisions.



Lynx® Central Control





More information & demo video on [www.toroinfinity.com](http://www.toroinfinity.com)

# INFINITY® SERIES GOLF SPRINKLERS

Engineered for Today's Challenges.  
Designed for Tomorrow's Technologies.

The INFINITY® Series improves your course quality with less workload and most important, it keeps golfers playing. Calculate the money you'll save by cutting sprinkler maintenance from hours to minutes.



### Smart Access®

Provides top accessibility to all critical components.

- ✓ No digging or unsightly turf repair scars
- ✓ Pilot valve removable with water "ON"
- ✓ Lynx® Smart Module (LSM)
- ✓ Customizable marker
- ✓ No buried wire splices or ground faults
- ✓ Replaceable cover if damaged
- ✓ Increased labor efficiency
- ✓ Lower long term cost of ownership



### Future Proof

The SMART ACCESS® compartment provides room to grow. Whatever the future holds, this sprinkler is ready.



### Protective Enclosure

The protective enclosure isolates wire splices from the soil and potential shorts to ground. Provides access for system troubleshooting and repairs without digging!



# FLEX800™ SERIES GOLF SPRINKLERS

Golf sprinklers with all the efficiency and proven performance features and benefits of the 800S and DT Series

## FEATURES AVAILABLE IN INFINITY AND FLEX800 SERIES

### TRAJECTORY ADJUSTMENT



24-position TruJectory™ or Dual trajectory to help fight the wind, avoid obstacles or reduce the radius.

### NOZZLE BASE CLUTCHING




Hot spot watering has never been easier, simply turn, hold and shoot to put down as much water as needed.

### LARGE NOZZLE SELECTION



From 20' to 100' we've got you covered! Toro provides the flexibility to optimize your system for maximum uniformity.

### PART AND FULL CIRCLE MODELS



Align part circle sprinklers quickly and easily or adjust watering locations to suit seasonal needs.





# Toro Professional Services

## Toro University

Toro is committed to providing you with the information you want, when you want it, and how you want it. That's why we supply learning opportunities and performance support to you in many different ways. Along with a complete selection of printed Service Manuals and Training Guides, we also provide information on CD-ROM, DVD, and on [www.toro.com](http://www.toro.com).

## Toro Financing Solutions

Whether choosing maintenance equipment or irrigation components for a renovation, your Toro representative has experience and is trained to help you look beyond the simple financing of one item to the next, to looking at your longer-term equipment and economic needs. It's not a one size fits all plan. Looking at the total cost of ownership will help you find the right acquisition solution for your course's specific needs. Toro has partnered with the premier golf financing companies in the industry to meet your needs.

## Toro Protection Plus™

To ensure your ongoing success and satisfaction with our products, Toro offers outstanding after-sale support like our exclusive Toro Protection Plus extended protection plan, the industry's most comprehensive protection program. There's no better way to protect your investment and stabilize your budget.



**Count on it.**

## LEARN MORE

CONTACT US AT: **800-803-8676**  
OR VISIT US AT: **[toro.com](http://toro.com)**

©2020 The Toro Company, Bloomington, MN 55420 All rights reserved.  
All other trademarks are property of their respective owners.  
Printed in the USA.

Part Number 20-002-T

*Products depicted in this literature are for demonstration purposes only. Actual products offered for sale may vary in use, design, required attachments and safety features. We reserve the right to improve our products and make changes in specifications, design and standard equipment without notice and without incurring obligation. See your distributor for details on all our warranties.*

FOLLOW US!



[facebook.com/toro](https://facebook.com/toro)  
[twitter.com/TheToroCompany](https://twitter.com/TheToroCompany)  
[twitter.com/ToroGolf](https://twitter.com/ToroGolf)  
[youtube.com/toro](https://youtube.com/toro)  
[linkedin.com/company/the-toro-company](https://linkedin.com/company/the-toro-company)

