

# Flexible Steel Mats & Drag Mats

## Features

- Rust resistant galvanized finish
- Reversible - use either side
- Rolls up like a carpet for easy cleaning
- Smooth, level surface
- Rugged construction
- Mat length can be easily increased or decreased

## Typical Uses

- Breaking up plugs on golf course fairways & greens
- Dragging baseball infields
- Factory floors
- Construction sites
- Dragging track surfaces

### Stock Sizes




Keystone considers the following mats to be stock sizes and attempts to keep an inventory of these at all times. However, due to heavy demand for some of these mats throughout the year, this is not always possible.

18" x 2'6"	36" x 6'0"	96" x 6'0"
24" x 3'6"	48" x 5'0"	120" x 6'0"
36" x 4'0"	72" x 4'0"	
36" x 5'0"	72" x 6'0"	

Mat width is listed first on all sizes. Other widths and lengths are available. Consult your distributor for price and delivery.

### Drag Mat Attachments

A drag mat attachment can be provided so the mat can easily be pulled by a person or behind a tractor. The attachment consists of 2 sturdy, 12 gauge galvanized steel plates riveted together along the width of the mat. A 1/4" polypropylene pull rope with a wooden handle is attached to the mat by chain hooks. Available only for the following mat widths: 24", 30", 36", 40", 48", 60", 72", 84", 96", 108", 120" and 144".




### Specifications

<b>Mesh size</b>	1" x 1"
<b>Crimp</b>	3/8" x .046" galvanized steel
<b>Rods</b>	13 gauge (.0915") galvanized steel
<b>Weight</b>	1.6 lbs per square foot
<b>Width</b>	12" minimum to 144" maximum
<b>Length</b>	12" minimum

## Keystone Manufacturing

P.O. Box 270 • 668 Cleveland Street • Rochester, PA 15074  
ph: 724.775.2227 • fax: 724.775.2739



# Heavy Duty Drag Mats

## Features

- Over three times the strength of standard drag mats
- Rust resistant galvanized finish
- Rugged construction

## Typical Uses

- Breaking up plugs on golf course (*not recommended for greens*)
- Dragging track surfaces
- Dragging baseball infields
- Soil preparation for lawn seeding

## Specifications

<b>Mesh size</b>	1" x 1"
<b>Crimp</b>	1/2" x .062" galvanized steel
<b>Rods</b>	6 gauge (.192") galvanized steel
<b>Weight</b>	3.5 lbs per square foot
<b>Edge</b>	Button head welded

## Drag Mat Attachments

A drag mat attachment can be provided so the mat can easily be pulled by a person or behind a tractor. The attachment consists of a 3/16" thick x 3/4" x 1 1/2" steel angle plate attached to the mat with special welded clips. Two 7/8" i.d. forged eyebolts are also provided for attaching a chain to the mat (chain not included). Attachments only available for mat widths of: 48", 72" and 96". (3 eyebolts are provided on 96" wide mats.) Drag mat attachments weigh 1.6 lbs. per foot of width.

## Distributed by:

## Stock Sizes

Keystone considers the following mats to be stock sizes and attempts to keep an inventory of these at all times. However, due to heavy demand for some of these mats throughout the year, this is not always possible.

Size	Sq. Ft. Each	Weight Each
48" x 4'0"	16	56 lbs.
72" x 4'0"	24	84 lbs
72" x 5'0"	30	105 lbs
72" x 6'0"	36	126 lbs
96" x 6'0"	48	168 lbs
96" x 8'0"	64	224 lbs

Mat width is listed first on all sizes. Other widths and lengths are available. Consult your distributor for price and delivery.

Keystone Manufacturing

P.O. Box 270 • 668 Cleveland Street • Rochester, PA 15074  
ph: 724.775.2227 • fax: 724.775.2739

